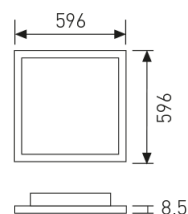


#### Dimensions

Product dimensions (mm)	595,5 x 595,5 x 8,5
Packing dimensions (mm)	640 x 640 x 50
Net weight (g)	3000
Gross weight (Kg)	3,1

#### Scheme

Scheme



## High efficiency luminaire 600 x 600 for ridding ceilings with UGR<19 from the TROLL family Panel Eco.

### DESCRIPTION

High efficiency luminaire 600 x 600 for ridding ceilings with UGR<19 from the TROLL family Panel Eco setting an advanced and innovative thermal balance system through passive dissipation with stable colour temperature of 3000° K (warm white) optimised to be used as general lighting of offices, schools, commercial areas or architectural spaces. Designed for ceiling recessed installation. Luminaire body made from stainless steel sheet finished in white. Luminaire is IP40. Luminaire built-in a Polycarbonate opal diffuser with an angle beam of 110°. Luminaire sets a 36 W LED source with CRI higher than 80 % and a chromatic dispersion lower than 3 SMCD. Fixture has a luminous flux of 3348 Lm, with an efficiency of 88 Lm/W and a total consumption of 38 W. The average life for the luminaire is 50000 h (stabilised at a minimum flux of 70 % from the original). Luminaire built-in a DALI dimmable auxiliary gear fed at 220-240V; 50/60 Hz.

Item code	11.0040.1313.33
Product type	IN
Category	Recessed Luminaires
Family	Panel
Subfamily	Eco Panel
Materials	Luminaire body made from stainless steel sheet.
Optical system	Luminaire built-in a Polycarbonate opal diffuser.
Installation instructions	Luminaire designed for ceiling recessed installation.

### Product

Real power (W)	38
Real luminous flux (Lm)	3348
Luminous efficiency (Lm/W)	88
Beam angle (°)	110
Life time (h)	50000
IP	40/20
IK	05
Electrical class insulation	Class 2
Operating temperature	from -20°C to 35°C
Electrical feeding	220..230V, 50/60Hz
Colour	White
Energy efficiency class	A+
Diffuser	UGR<19

### Control gear

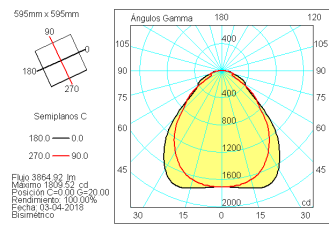
Control gear included	Yes
Control gear	DALI Dimmable Electronic Control Gear
Factor de potencia	0,95

### Light source

Light source included	Yes
Light source	Led
Nominal power (W)	34
Nominal luminous flux (Lm)	4348
Average life time (h)	50000
Colour temperature (K)	3000
Colour consistency (SDCM)	3
CRI	80

### Photometry

Photometry



Accesories

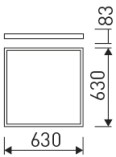
007/6060

Adapter frame to install visible profile  
luminaire to a smoth non-modular. Drill  
610x610.

Picture



Scheme



11.1615.0001.33

Accesory for installation on surface

40/L/S/21

Accesory for installation on surface.

Scheme

