




## Dimensions

Product dimensions (mm)	595 x 1195 x 11
Packing dimensions (mm)	640 x 1240 x 50
Net weight (g)	5760
Gross weight (Kg)	6

## Scheme

## Scheme



## Product

Real power (W)	68
Real luminous flux (Lm)	5481
U.G.R. (%)	< 19
Luminous efficiency (Lm/W)	80,6
Beam angle (°)	95
Life time (h)	50000
IP	40/20
IK	05
Electrical class insulation	Class 2
Operating temperature	from -20°C to 35°C
Electrical feeding	220..230V, 50/60Hz
Colour	White
Energy efficiency class	A
Diffuser	UGR<19

## Control gear

Control gear included	Yes
Control gear	DALI Dimmable Electronic Control Gear

## Light source

Light source included	Yes
Light source	Led
Nominal power (W)	64
Nominal luminous flux (Lm)	6029
Colour temperature (K)	3000
Colour consistency (SDCM)	3
CRI	80


## Photometry

## High efficiency luminaire 600 x 1200 for ridding ceilings with UGR < 19 from the TROLL family Panel Eco.

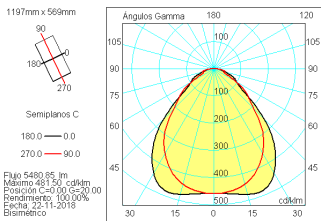
## DESCRIPTION

High efficiency luminaire 600 x 1200 for ridding ceilings with UGR < 19 from the TROLL family Panel Eco setting an advanced and innovative thermal balance system through passive dissipation with stable colour temperature of 3000° K (warm white) optimised to be used as general lighting of offices, schools, commercial areas or architectural spaces. Designed for ceiling recessed installation. Luminaire body made from stainless steel sheet finished in white. Luminaire is IP40. Luminaire built-in a Polycarbonate opal diffuser with an angle beam of 95°. Luminaire sets a 36 W LED source with CRI higher than 85 % and a chromatic dispersion lower than 3 SMCD. Luminaire UGR<19. Fixture has a luminous flux of 5481 Lm, with an efficiency of 80,6 Lm/W and a total consumption of 68 W. The average life for the luminaire is 50000 h (stabilised at a minimum flux of 70 % from the original). Luminaire built-in a DALI dimmable electronic control gear fed at 220-240V; 50/60 Hz.

Item code	11.0040.3313.33
Product type	IN
Category	Recessed Luminaires
Family	Panel
Subfamily	Eco Panel
Materials	Luminaire body made from stainless steel sheet.
Optical system	Luminaire built-in a Polycarbonate opal diffuser.
Installation instructions	Luminaire designed for ceiling recessed installation.
Pictograms	



Photometry



Accesories

11.1615.0003.33	Accessory for installation on surface.
11.1615.0013.33	Accessory for hanging installation with frame 600 x 1200.