

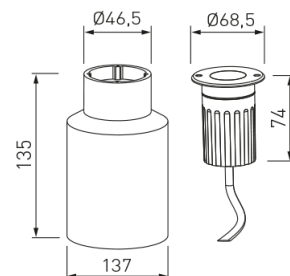


Dimensions

Product dimensions (mm)	ø68,5 x 135
Net weight (g)	1000
Gross weight (Kg)	1,2
Drilling hole (mm)	137

Scheme



Scheme



Inground luminaire from the TROLL family Mini-up.

DESCRIPTION

Inground luminaire from the TROLL family Mini-up setting an advanced and innovative thermal balance system through passive dissipation with stable colour temperature of 4000° K (neutral white) optimised to be used as flush floor lighting and beaconing of passing areas in indoor and outdoor installations. Designed for inground installation. Body built in die-cast aluminium with the frontal made of tempered glass and stainless steel finished in Polish steel. Luminaire is IP67 and IK06. Luminaire built-in an optical system based on synthetic material lenses with an angle beam of 20°. Luminaire sets a 3 W LED source with CRI higher than 85 % and a chromatic dispersion lower than 3 SMCD. Fixture has a luminous flux of 148 Lm, with an efficiency of 49,3 Lm/W and a total consumption of 3 W. The average life for the luminaire is 50000 h (stabilised at a minimum flux of 70 % from the original). Luminaire built-in an auxiliary gear ON/OFF fed at 220-240V; 50/60 Hz.

Item code	11.5200.0043.20
Product type	OUT
Category	Recessed
Family	Mini-Up
Subfamily	Mini-Up
Materials	Body built in die-cast aluminium with the frontal made of tempered glass and stainless steel.
Optical system	Luminaire built-in an optical system based on synthetic material lenses.
Installation instructions	Luminaire designed for inground installation.
Pictograms	 

Product

Real power (W)	3
Real luminous flux (Lm)	148
Luminous efficiency (Lm/W)	49,3
Beam angle (°)	20
Life time (h)	50000
IP	68
IK	6
Electrical class insulation	Class 3
Operating temperature	from -20°C to 35°C
Electrical feeding	24 VDC
Colour	Stainless steel
Energy efficiency class	A

Control gear

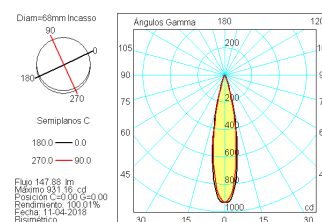
Control gear	Electronic Control Gear
--------------	-------------------------

Light source

Light source included	Yes
Light source	Led
Nominal power (W)	2
Nominal luminous flux (Lm)	178
Colour temperature (K)	4000
CRI	80

Photometry

Photometry



Accessories

71/LD3524	35W Power supply driver from the Troll family Standard DriverP.
-----------	---

Picture



Scheme

