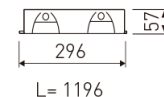


Dimensions

| | |
|-------------------------|-----------------|
| Product dimensions (mm) | 296 x 1196 x 57 |
| Packing dimensions (mm) | 310 x 1210 x 80 |
| Net weight (g) | 3600 |
| Gross weight (Kg) | 4 |

Scheme




Scheme



Low profile luminaire for versatile installation on ceilings from the TROLL family Perfilería LED.

DESCRIPTION

Low profile luminaire for versatile installation on ceilings from the TROLL family Perfilería LED setting an advanced and innovative thermal balance system through passive dissipation with stable colour temperature of 4000° K (neutral white) optimised to be used as general lighting of offices, schools, commercial areas or architectural spaces. Designed for ceiling recessed installation. Luminaire body made from stainless steel sheet finished in white. Luminaire built-in a flat lamellas louver made of high purity aluminium with an angle beam of 72°. Luminaire sets a 40 W LED source with CRI higher than 85 % and a chromatic dispersion lower than 3 SMCD. Fixture has a luminous flux of 3190 Lm, with an efficiency of 79,8 Lm/W and a total consumption of 40 W. The average life for the luminaire is 60000 h (stabilised at a minimum flux of 70 % from the original). Luminaire built-in an auxiliary gear Dimmable 1-10V fed at 220-240V; 50/60 Hz.

| | |
|---------------------------|---|
| Item code | 731L/5884D/33 |
| Product type | IN |
| Category | Recessed Luminaires |
| Family | Ledlouver |
| Subfamily | Profile Led |
| Materials | Luminaire body made from stainless steel sheet. |
| Optical system | Luminaire built-in a flat lamellas louver made of high purity aluminium. |
| Installation instructions | Luminaire designed for ceiling recessed installation. |
| Pictograms |    |

Product

| | |
|-----------------------------|--------------------|
| Real power (W) | 40 |
| Real luminous flux (Lm) | 3190 |
| Luminous efficiency (Lm/W) | 79,8 |
| Beam angle (°) | 72 |
| Life time (h) | 60000 |
| IP | 20 |
| Electrical class insulation | Class 1 |
| Operating temperature | from -20°C to 35°C |
| Electrical feeding | 220..240V, 50/60Hz |
| Colour | White |
| Energy efficiency class | A |

Control gear

| | |
|-----------------------|--|
| Control gear included | Yes |
| Control gear | 1-10V Dimmable Electronic Control Gear |
| Factor de potencia | 0,98 |

Light source

| | |
|----------------------------|------|
| Light source included | Yes |
| Light source | Led |
| Nominal power (W) | 36 |
| Nominal luminous flux (Lm) | 5280 |
| Colour temperature (K) | 4000 |
| Colour consistency (SDCM) | 3 |
| CRI | 80 |

Photometry
