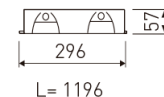



**Dimensions**

Product dimensions (mm)	296 x 1196 x 57
Packing dimensions (mm)	310 x 1210 x 80
Net weight (g)	3600
Gross weight (Kg)	4

**Scheme****Scheme****Low profile luminaire for versatile installation on ceilings from the TROLL family Polivalentes LED.****DESCRIPTION**

Low profile luminaire for versatile installation on ceilings from the TROLL family Polivalentes LED setting an advanced and innovative thermal balance system through passive dissipation with stable colour temperature of 4000° K (neutral white) optimised to be used as general lighting of offices, schools, commercial areas or architectural spaces. Designed for ceiling recessed installation. Luminaire body made from stainless steel sheet finished in white. Luminaire built-in a double parabolic louver made of bright darklight aluminium with an angle beam of 72°. Luminaire sets a 40 W LED source with CRI higher than 85 % and a chromatic dispersion lower than 3 SMCD. Luminaire UGR<19. Fixture has a luminous flux of 3210 Lm, with an efficiency of 81 Lm/W and a total consumption of 44 W. The average life for the luminaire is 60000 h (stabilised at a minimum flux of 70 % from the original). Luminaire built-in an auxiliary gear DALI dimmable fed at 220-240V; 50/60 Hz.

Item code	731L/5884PU/33
Product type	IN
Category	Recessed Luminaires
Family	Ledlouver
Subfamily	Led Louver
Materials	Luminaire body made from stainless steel sheet.
Optical system	Luminaire built-in a double parabolic louver made of bright darklight aluminium.
Installation instructions	Luminaire designed for ceiling recessed installation.
Pictograms	  

**Product**

Real power (W)	44
Real luminous flux (Lm)	3210
U.G.R. (%)	< 19
Luminous efficiency (Lm/W)	81
Beam angle (°)	72
Life time (h)	60000
IP	20
Electrical class insulation	Class 1
Operating temperature	from -20°C to 35°C
Electrical feeding	220..240V, 50/60Hz
Colour	White
Energy efficiency class	A
Diffuser	UGR<19

**Control gear**

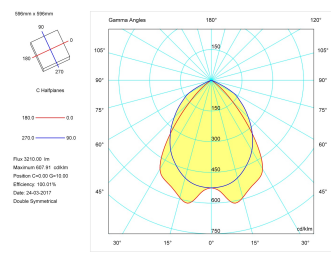
Control gear included	Yes
Control gear	Electronic Control Gear
Factor de potencia	0,98

**Light source**

Light source included	Yes
Light source	Led
Nominal power (W)	36
Nominal luminous flux (Lm)	5280
Colour temperature (K)	4000
Colour consistency (SDCM)	3
CRI	80

**Photometry**

Photometry



Accessories

11T5

Ceiling adaptor. 4 units included.

Picture

