







Dimensions	
Product dimensions (mm)	ø140 x 254
Packing dimensions (mm)	195 x 340 x 160
Net weight (g)	1365
Gross weight (Kg)	1,559
Product	
Real power (W)	27,5
Real luminous flux (Lm)	2232
Luminous efficiency (Lm/W)	81,2
Beam angle (°)	W15
Life time (h)	50000
IP	20
Electrical class insulation	Class 1
Photobiological risk	0 - Exempt
Operating temperature	
Electrical feeding	220..240V, 50/60Hz
Colour	White
Energy efficiency class	A+

Cylindrical spotlight from the TROLL family Spoty.

DESCRIPTION

Cylindrical spotlight from the TROLL family Spoty setting an advanced and innovative thermal balance system through passive dissipation with stable colour temperature of 4000° K (neutral white) optimised to be used as general & accent lighting for commercial areas shop-windows and different indoor spaces. Designed for Installation on the TROLL triphasic track. Luminaire body built in extruded aluminium finished in white. Luminaire built-in a reflector made of Synthetic material aluminized by high vacuum with a wallwasher asymmetric angle beam. Luminaire sets a 25 W LED source with CRI higher than 80 % and a chromatic dispersion lower than 3 SDCM. Luminaire sets a ball joint system which allows rotation 360° and tilting 90°. Fixture has a luminous flux of 2232 Lm, with an efficiency of 81,2 Lm/W and a total consumption of 27,5 W. The average life for the luminaire is 50000 h (stabilised at a minimum flux of 70 % from the original). Luminaire built-in an auxiliary gear ON/OFF fed at 220-240V; 50/60 Hz.

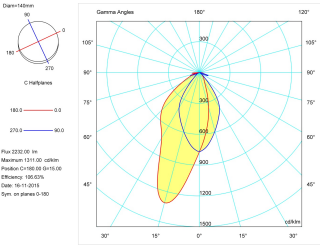
Item code	798L/M8415/33
Product type	IN
Category	Tracklights
Family	Spoty
Subfamily	Spoty
Materials	Luminaire body built in extruded aluminium.
Optical system	Luminaire built-in a reflector made of Synthetic material aluminized by high vacuum with a wallwasher asymmetric angle beam.
Installation instructions	Luminaire designed for Installation on the TROLL triphasic track.
Pictograms	   

Control gear	
Control gear included	Yes
Control gear	Electronic Control Gear
Factor de potencia	0,98

Light source	
Light source included	Yes
Light source	Led
Nominal power (W)	25
Nominal luminous flux (Lm)	3500
Average life time (h)	50000
Colour temperature (K)	4000
Colour consistency (SDCM)	3
CRI	80

Photometry

Photometry



Accessories

2427/33	Surface base for spotlights with tree-phase adapter.
---------	--

Picture



Scheme

