

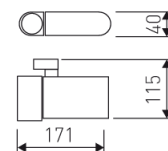


#### Dimensions

Product dimensions (mm)	40 x 171 x 115
Net weight (g)	402

#### Scheme

Scheme



#### Product

Real power (W)	50
IP	20
Electrical class insulation	Class 1
Electrical feeding	220..240V, 50/60Hz
Colour	Grey

#### Control gear

Control gear included	Yes
Control gear	Electronic Control Gear

#### Light source

Light source included	Yes
Light source	Discharge
Nominal power (W)	50
Nominal luminous flux (Lm)	750
Diameter (mm)	51
Length (mm)	45

#### Accessories

2427/21	Surface base for spotlights with three-phase adapter.
---------	---

#### Picture



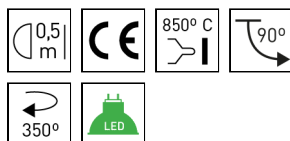
## Spotlight from the TROLL family MiniLightpod.

### DESCRIPTION

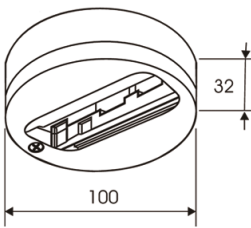
Spotlight from the TROLL family MiniLightpod optimised to be used as general & accent lighting for commercial areas shop-windows and different indoor spaces. Designed for installation on the TROLL triphasic track. Body built in die-cast aluminium and polycarbonate finished in grey. A head accessory setting optical group needed. Luminaire sets a ball joint system which allows rotation 350° and tilting 90°. Use a MR16 with maximum power of 50 W. lightsource not included. Luminaire Built in a ON/OFF electronic gear fed at 220-240V; 50/60 Hz.

Item code	899/50/21
Product type	IN
Category	Tracklights
Family	Lightpod
Subfamily	Minilightpod
Materials	Body built in die-cast aluminium and polycarbonate.
Optical system	A head accessory setting optical group needed..
Installation instructions	Luminaire designed for Installation on the TROLL triphasic track.

#### Pictograms



Scheme



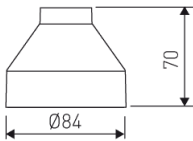
C/899/21

Cylindrical reflector.

Picture



Scheme



E/899/21

Spherical reflector.

Picture



Scheme

